



DESIGNED FOR REFLECTED
BLAST PRESSURE **21 bar**



HEAVY STEEL DOOR FRAME
CONSTRUCTED WITH **40 mm BOLTS**



STEEL CONCRETE SLAB THICKNESS:
(BT1) **100 mm**, (BT1A) **150 mm**




MASSIVE HINGES:
HEAVY DUTY BEARINGS



BT 1
BT 1A

BLAST PROOF DOOR

data sheet

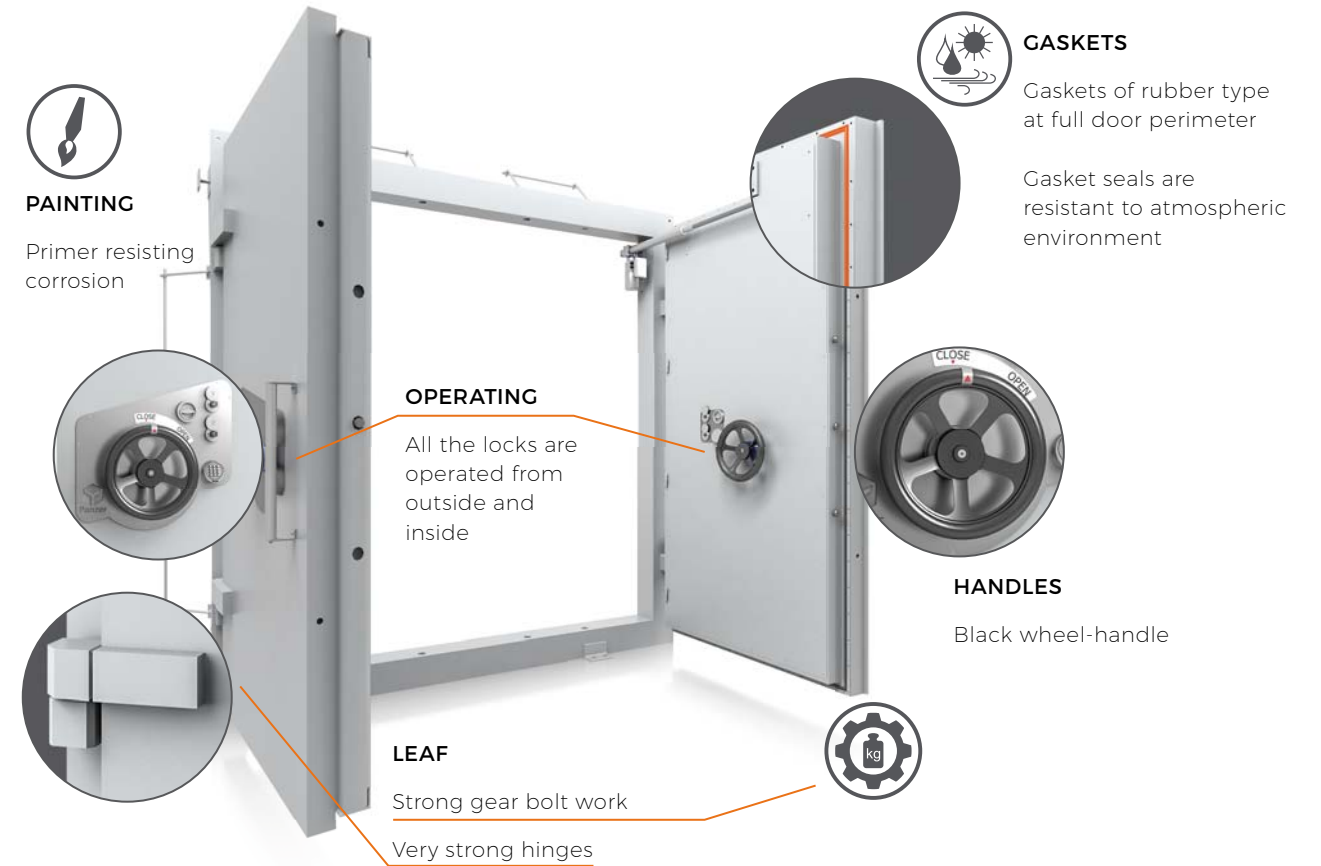


BT 1
single leaf
BLAST PROOF DOOR

BT 1
single leaf
HATCH DOOR

DATA SHEET - Blast Proof Door type BT1 & BT1a, 1 and 2 leafs


PANZER BT 1 Doors built in highly efficient design by means mixture of high-quality steel and reinforced concrete. The doors are **tested and certified** by German Army Test laboratory WTD 52 against **blast up to 9 bar** (with FEM analysis till **21 bar**). HS-Code (Customs tariff): 83030040.



Name	Code no.	Leaf ■ single ■ double	Outside dimension		Clear opening		Door thickness* (mm)	Concrete filling (mm)	Locking	Weight (kg)
			height (mm)	width (mm)	height (mm)	width (mm)				
Hatch Door	BT1 - 1006	■	1400	1000	1000	600	245	100	2 Cylinder key locks	630
Hatch Door	BT1 - 1008	■	1400	1200	1000	800	245	100	2 Cylinder key locks	745
Hatch Door	BT1 - 1010	■	1400	1400	1000	1000	245	100	2 Cylinder key locks	857
Blast Proof Door	BT1 - 2009	■	2400	1300	2000	900	245	100	1 Electronic lock **	1 500
Blast Proof Door	BT1 - 2109	■	2500	1300	2100	900	245	100	1 Electronic lock **	1 550
Blast Proof Door	BT1 - 2110	■	2500	1400	2100	1000	245	100	1 Electronic lock **	1 630
Blast Proof Door	BT1 - 2626	■	3000	3000	2600	2600	245	100	1 Electronic lock **	4 230
Blast Proof Door	BT1 - 3030	■ ■	3400	3400	3000	3000	295	100	1 Electronic lock **	5 260
Blast Proof Door	BT1 - 3535	■ ■	3900	3900	3500	3500	295	100	1 Electronic lock **	6 750
Blast Proof Door	BT1a - 2626	■ ■	3000	3000	2600	2600	295	150	1 Electronic lock **	5 200
Blast Proof Door	BT1a - 3030	■ ■	3400	3400	3000	3000	295	150	1 Electronic lock **	6 520
Blast Proof Door	BT1a - 3045	■ ■	3400	4900	3000	4500	295	150	1 Electronic lock **	9 120

* without protruding elements

** Override = 2 cylinder key locks

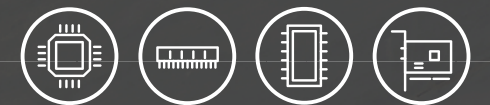


BT 1
single leaf
BLAST PROOF DOOR





BT 1
double leaf
BLAST PROOF DOOR



ADDITIONAL OPTIONS:

A) ONLY BOLTWORK WITHOUT ANY LOCKING



outside



inside

B) LOCKING FROM OUTSIDE BY PADLOCK



outside



inside

C) LOCKING WITH 2 CYLINDER LOCKS (STANDARD HATCH DOOR)



outside



inside

D) LOCKING WITH ELECTRONIC LOCK, OPERATING FROM INSIDE AND OUTSIDE



outside



inside

E) SAME AS D) BUT ADDITIONAL MANUAL OVERRIDE BY 2 CYLINDER LOCKS WITH 2 LONG SPECIAL KEYS (STANDARD FOR WIDTH ≥ 900 MM)




outside




inside

F) ONE SIDE LOCKING

G) DETACHABLE HINGES



H) HATCH DOOR FOR MAIN DOOR



outside



inside

I) ELECTRICAL DOOR OPERATION



inside

J) FIRE SECURITY



FIRE SECURITY
(according EN 1634-1
EN 1634-1
EN 1363-1)

Müller Safe GmbH

In der Hirtenwiese 6, 35745 Herborn, Germany
zentrale@mueller-safe.de, phone +49 2772/9651-0
www.panzer-blast.com